



A COMPANY OF STPI GROUP

**E325 & ES325**

**Military Specified**

**Meets MIL-PRF-83536**

### General Characteristics

Number of Poles:

Dimensions:

Weight:

3 Form C (3PDT)

1.025" x 1.025" x 1.010"

(26.0mm x 26.0mm x 25.7mm)

0.18 lb. (82 grams)

### Switching Characteristics

Operate Time @ 25°C:

Release Time @ 25°C:

Bounce Time:

Mechanical Life:

15 ms Max.

15 ms Max.

1 ms Max.

400,000 Cycles

### Environmental Characteristics

Temperature Range:

Vibration (Sinusoidal):

Mounting Code 03:

Shock (any axis):

Mounting Code 03:

Seal:

-70°C to +125°C

30g 10-3,000 Hz

20g 57-3,000 Hz

200g, 6 ms

100g, 6 ms

Hermetic (1x10<sup>-8</sup> atm cm<sup>3</sup>/s)

### Electrical Characteristics

Contact Voltage Drop (at rated resistive load)

-Initial:

-After Guaranteed Life:

Dielectric Strength

Coil to Case @ Sea Level

-Initial @ 60 Hz:

-After Life Test @ 60 Hz:

All Other Points @ Sea Level

-Initial @ 60 Hz:

-After Life Test @ 60 Hz:

Insulation Resistance

-Initial:

-After Life Tests:

Back EMF (Transient Voltage):

150 mV Max.

175 mV Max.

1,000 Vrms

1,000 Vrms

1,250 Vrms

1,000 Vrms

100 MΩ Min, @ 500 Vdc

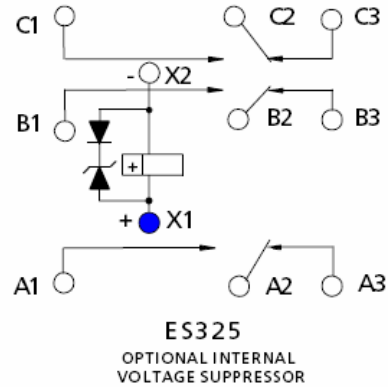
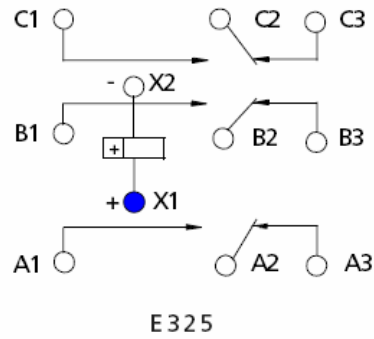
50 MΩ Min, @ 500 Vdc

42 Vdc Max. (ES325 Only)

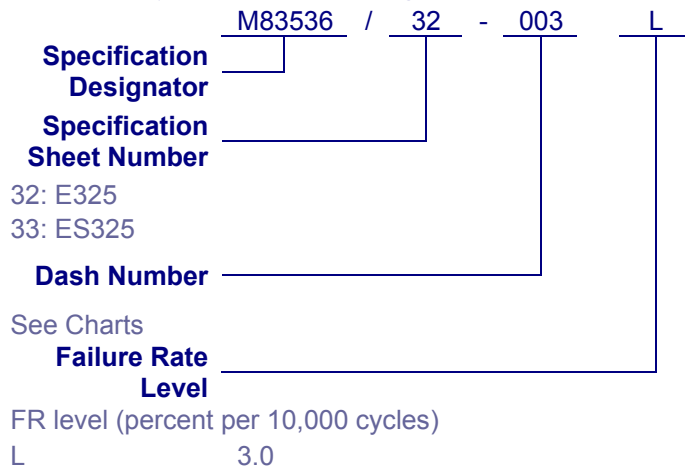
### Contact Rating (Amps)

Type of Load (High Level)	Cycles x 10 <sup>3</sup>	28 Vdc	115 Vac 400 Hz 1 Phase	115/200 Vac 400 Hz 3 Phase
Resistive	50	25	25	25
Inductive	10	12	N/A	N/A
Inductive	20	N/A	15	15
Motor	50	10	10	10
Lamp	50	5	5	5

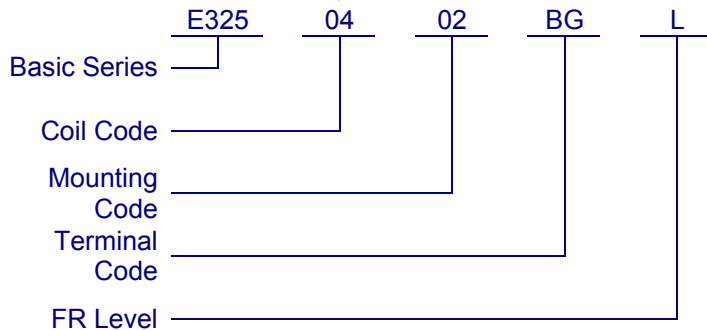
### Circuit Diagram



### Military Part Numbering



### QPL Part Numbering



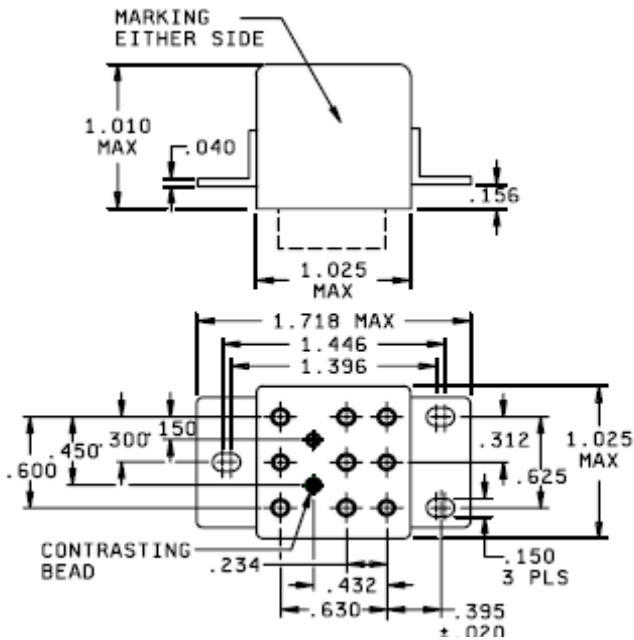
### Dash Numbers – Specification Sheet Number 32: E325

Dash Number	Coil Code	Mount	Terminals	Coil Voltage	Max Pickup Voltage at 25°C	Max Pickup Voltage at 125°C	Max Hold Voltage at 125°C	Min Dropout Voltage at -70°C	Coil Resistance (Ω, +/- 10% at 25°C)
001	04	02	CT	28	14	18.7	7	1.5	290
002	04	02	AT	28	14	18.7	7	1.5	290
003	04	02	BG	28	14	18.7	7	1.5	290
004	04	03	CT	28	14	18.7	7	1.5	290
005	04	03	AT	28	14	18.7	7	1.5	290

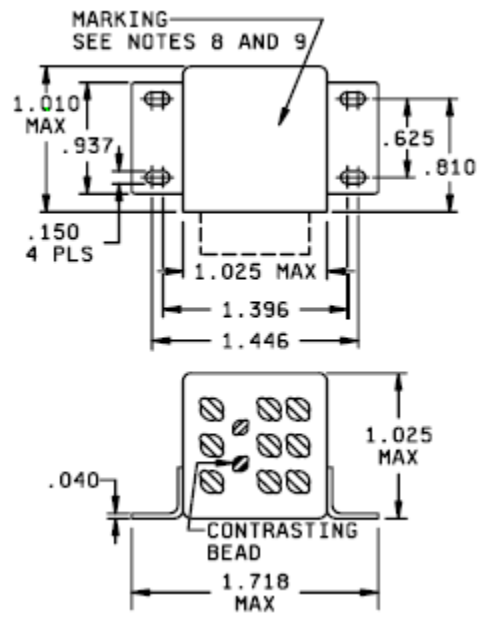
**Dash Numbers – Specification Sheet Number 33: ES325**

Dash Number	Coil Code	Mount	Terminals	Coil Voltage	Max Pickup Voltage at 25°C	Max Pickup Voltage at 125°C	Max Hold Voltage at 125°C	Min Dropout Voltage at -70°C	Coil Resistance (Ω, +/- 10% at 25°C)
001	04	02	CT	28	14	18.7	7	1.5	290
002	04	02	AT	28	14	18.7	7	1.5	290
003	04	02	BG	28	14	18.7	7	1.5	290
004	04	03	CT	28	14	18.7	7	1.5	290
005	04	03	AT	28	14	18.7	7	1.5	290

**Mounting Styles**

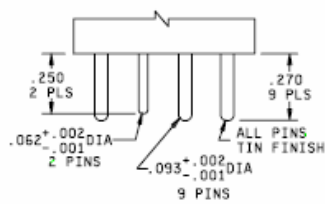


Mount 02:  
Raised Vertical Flange Mount

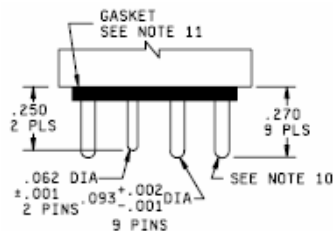


Mount 03:  
Horizontal Flange Mount

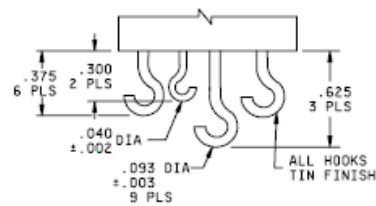
**Terminal Styles**



Terminal CT:  
Tin Plated Solder Pin



Terminal BG:  
Gold Plated Plug in



Terminal AT:  
Tin Plated Solder Hook